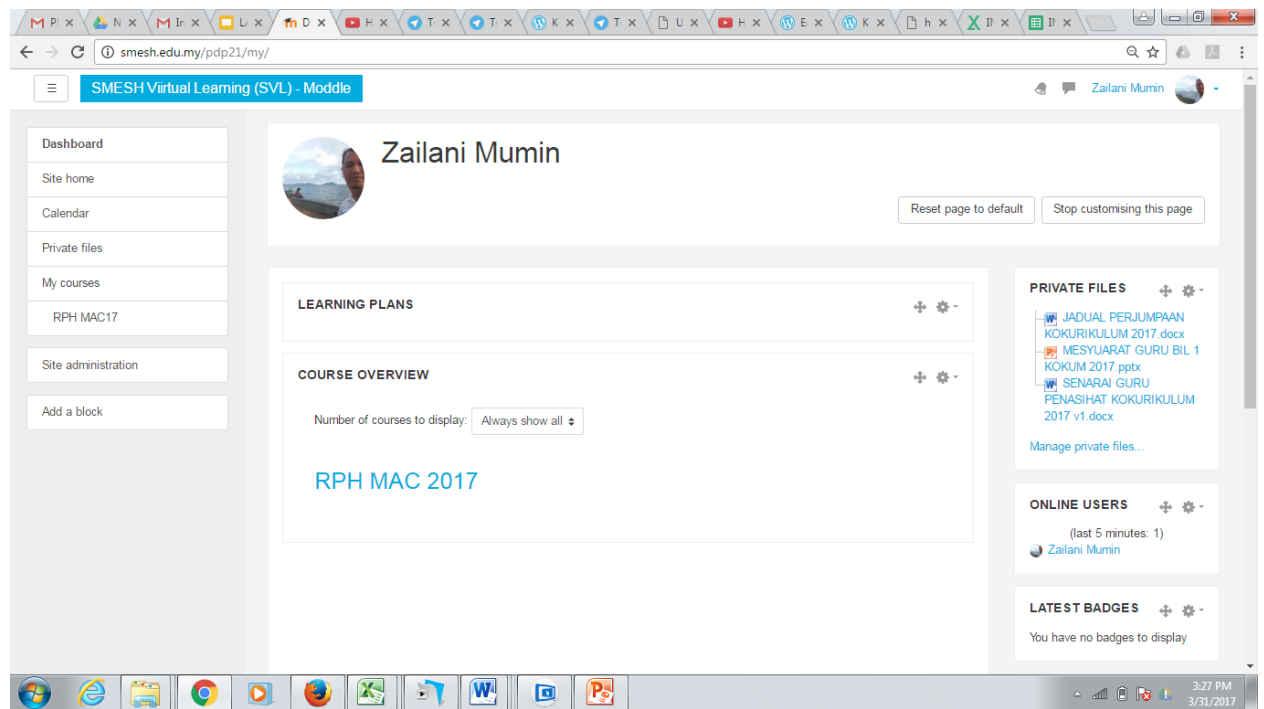


# PANDUAN MENGHANTAR eRPH SM SAINS SABAH

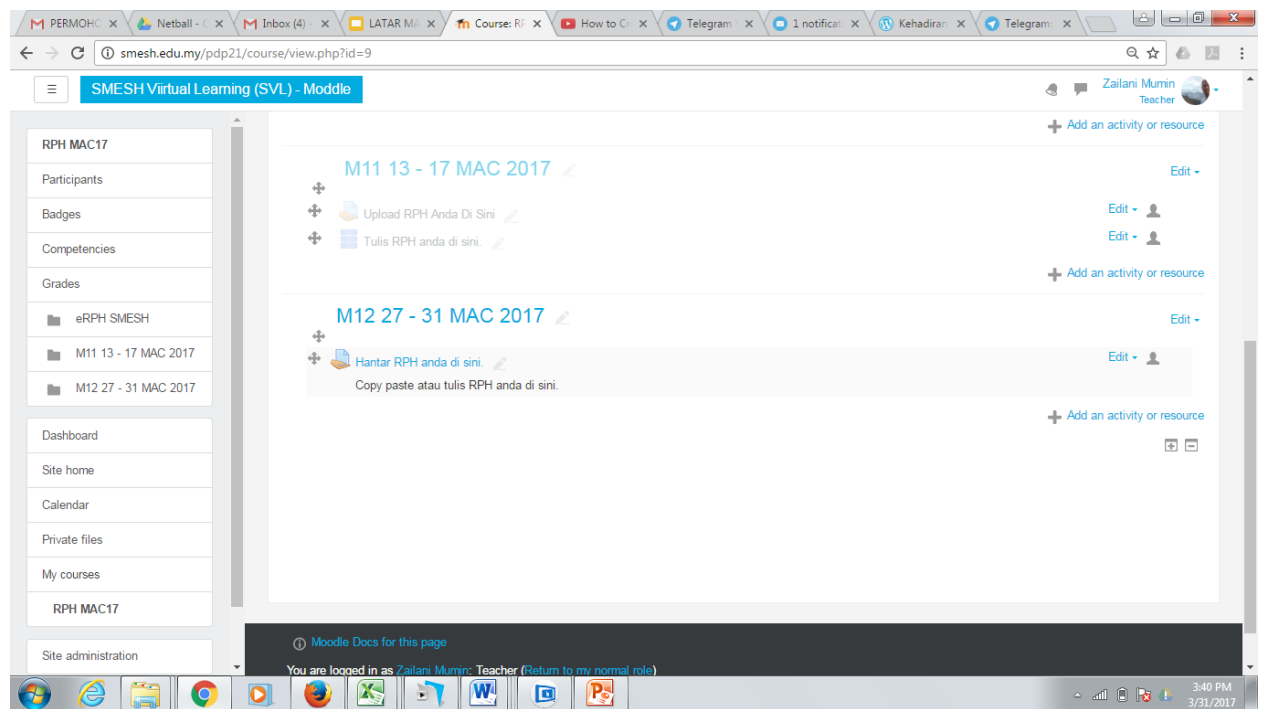
## 1. Smesh.edu.my/pdp21

Klik RPH MAC 2017

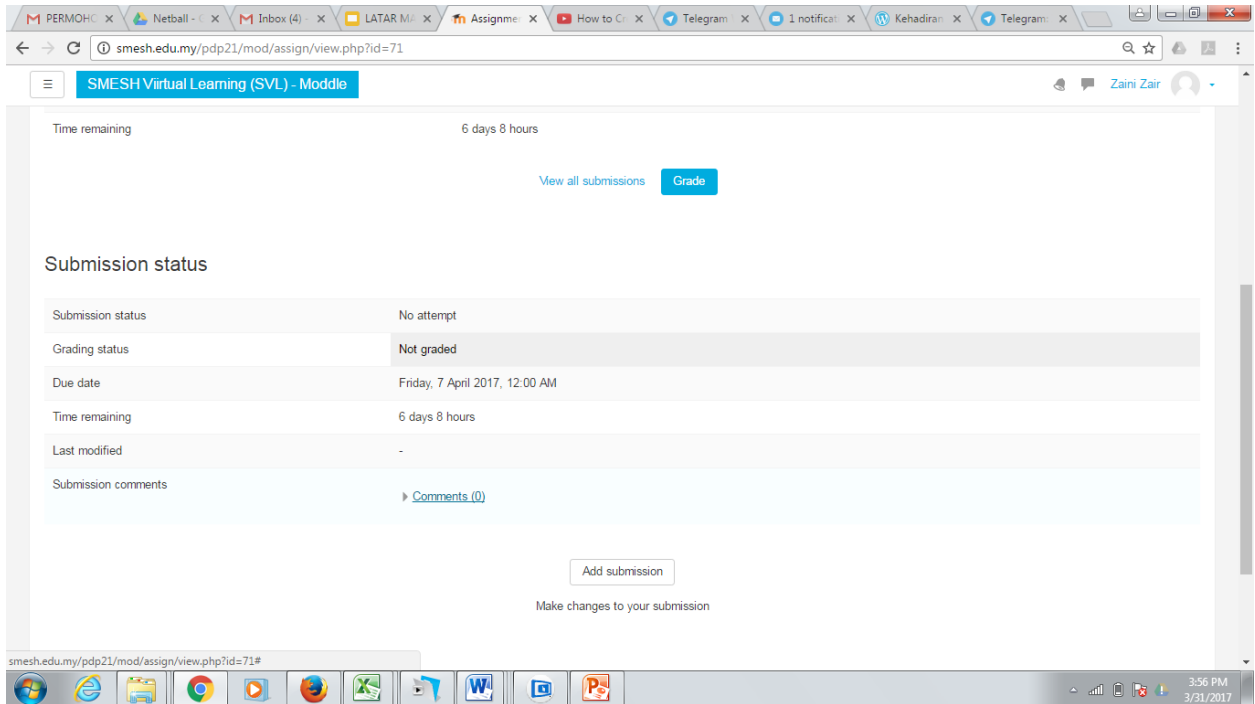


2.

## 3. Klik Hantar RPH di sini.



#### 4. Add Submission ( Butang di bahagian bawah )

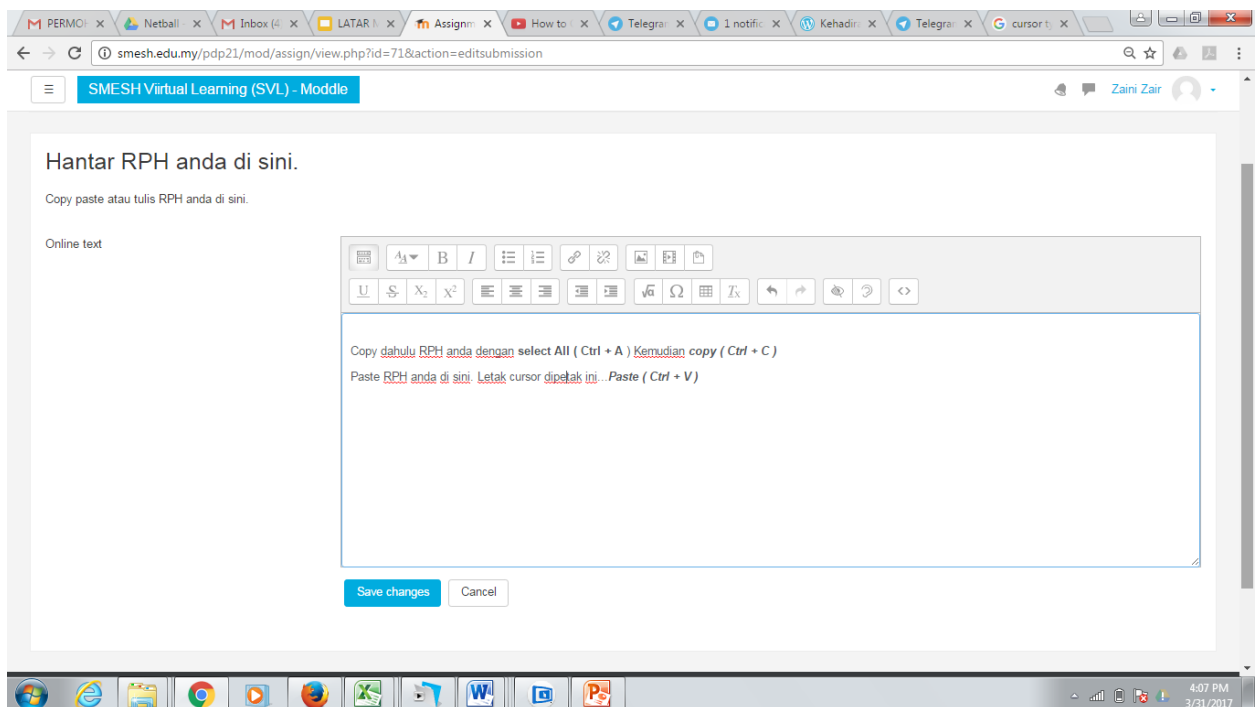


The screenshot shows a web browser window displaying the SMESH Virtual Learning (SVL) - Moodle submission page. The page title is "SMESH Virtual Learning (SVL) - Moodle". The URL is "smesh.edu.my/pdp21/mod/assign/view.php?id=71". The page shows a submission status for an assignment. The submission status is "No attempt", the grading status is "Not graded", and the due date is "Friday, 7 April 2017, 12:00 AM". The time remaining is "6 days 8 hours". The last modified date is "-". The submission comments section is empty, with a link to "Comments (0)". There is a "Grade" button and a "View all submissions" link. At the bottom of the page, there is an "Add submission" button and a note "Make changes to your submission".

#### 5. Letak Cursor di petak dan kemudian paste

Copy dahulu RPH anda dengan **select All ( Ctrl + A )** Kemudian **copy ( Ctrl + C )**

Paste RPH anda di sini. Letak cursor dipetak ini...**Paste ( Ctrl + V )**



The screenshot shows the same SMESH Virtual Learning (SVL) - Moodle submission page, but in edit mode. The URL is "smesh.edu.my/pdp21/mod/assign/view.php?id=71&action=editsubmission". The page title is "SMESH Virtual Learning (SVL) - Moodle". The page shows a submission status for an assignment. The submission status is "No attempt", the grading status is "Not graded", and the due date is "Friday, 7 April 2017, 12:00 AM". The time remaining is "6 days 8 hours". The last modified date is "-". The submission comments section is empty, with a link to "Comments (0)". There is a "Grade" button and a "View all submissions" link. At the bottom of the page, there is an "Add submission" button and a note "Make changes to your submission".

#### 6. Save Change – Siap RPH anda